

EDMONTON ELKS GAME NOTES

WEEK 4 @ BC (8:00 p.m. MT)

THE COACHES

BC	Rick Campbell (11th season (4 BC))	vs. EDM: 10-10-0 Career: 75-84-2 (reg.)
EDM	Chris Jones (8th season (5 EDM))	vs. TOR: 7-11-0 Career: 61-68-0 (reg.)

NEED TO KNOW

THE LAW FIRM

- McLeod Bethel-Thompson earned Player of the Week after throwing for 342 yards and four touchdowns on 28 completions in the Elks Week 3 loss to the Toronto Argonauts. The last time an Elks QB had four TD's in one game, it was Trevor Harris vs. the Calgary Stampeders on Sept. 6, 2021.
- He is the only QB to throw for 300+ yards in each game this season.
- MBT sits second in the CFL in passing yards (978) heading into Week 4, only behind Vernon Adams Jr. (1,038).

SPECIAL TEAMS SPECIAL

- Javon Leake leads the CFL in kickoff return yards with 323 (23.1 avg.).
- Jake Julien sits atop the CFL in punting average (52.5).




ELK TRACKS

- Season debut: Brett Boyko starts at right tackle and Gavin Cobb starts at slotback.
- The Elks are tied for the league lead in sacks (8).
- Kurleigh Gittens Jr. is tied for second in the CFL in receptions with 22.
- The Elks lead the league in first downs with 67, (BC second with 64).

2023 SEASON SERIES

- The Double E went 0-3 last season against the BC Lions. The Elks lost on the road on June 17 by a score of 22-0, and would drop the next two at home on July 29 (27-0 L) and Sept. 22 (37-29 L).

GAME DETAILS

	Thursday, June 27 BC Place Vancouver, BC
	TSN Dustin Nielson (PBP), Glen Suitor (Colour), Shantelle Chand (Sideline)
	630 CHED Morley Scott (PBP), Dave Campbell (Colour), Blake Dermott (Analyst)

2024 SCHEDULE (0-3-0)

WEEK	DATE	OPPONENT	SCORE/TIME
1	Sat., June. 8	vs. Saskatchewan	29-21 L
2	Fri., June. 14	vs. Montreal	23-20 L
3	Sat., June. 22	@ Toronto	39-36 L
4	Thu., Jun. 27	@ B.C.	8:00 PM MT
6	Sun., July. 14	@ Ottawa	5:00 PM MT
7	Fri., July. 19	vs. Ottawa	5:00 PM MT
8	Sun., July. 28	vs. Hamilton	5:00 PM MT
9	Sat., Aug. 3	@ Saskatchewan	5:00 PM MT
10	Sun., Aug. 11	vs. B.C.	5:00 PM MT
11	Sat., Aug. 17	@ Hamilton	5:00 PM MT
12	Sun., Aug. 25	@ Montreal	5:00 PM MT
13	Mon., Sept. 2	@ Calgary	4:00 PM MT
14	Sat., Sept. 7	vs. Calgary	5:00 PM MT
16	Sat, Sept. 21	vs. Winnipeg	5:00 PM MT
17	Fri., Sept. 27	@ Winnipeg	6:00 PM MT
18	Sat., Oct. 5	vs. Saskatchewan	5:00 PM MT
19	Sat., Oct. 12	@ Calgary	2:00 PM MT
21	Fri., Oct. 25	@ Toronto	7:30 p.m. MT

EDMONTON ELKS PRONUNCIATION GUIDE

Sam Acheampong - *ACH-am-pong*
Woody Appolon - *app-o-lawn*
Boris Bede - *bee-dee*
DK Bonhomme - *Bahn-um*
Michael Brodrique - *brod-rick*
Jarret Doege - *day-gee*
David Foucault - *foo-KOH*
Kurleigh Gittens Jr. - *Curly*
Hergy Mayala - *Her-GEE MY-alla*
Tomas Jack-Kurdyla - *Toe-mas Jack-KUR-dee-la*
Robert Nkemdiche - *Kim-DEE-chee*
Loucheiz Purifoy - *lou-CHEZ Pure-uh-foye*
Josiah Schakel - *Shackle*
Jerminic Smith - *jir-muh-NEEK*

THE SERIES

	62-39-1 in Edmonton Streak: 3 Losses 7-3-0 in last 10 Last: 37-29 L / Sept. 22, 2023
	54-48-3 in BC Streak: 4 Losses 3-7-0 in last 10 Last: 22-0 L / June 17, 2023
	116-87-4 all-time Streak: 7 Losses 4-6-0 in last 10 Last: 37-29 L / Sept. 22, 2023

**2024 STARTERS (DEFENCE)**

WK	CB	HB	FS	HB	CB	WLB	MLB	SLB	DE	DT	DT	DE
1	GRAY	Bratton	K. JACKSON	BYNUM	M. LEWIS	ANDERSON	Morgan	O'NEAL	MCKNIGHT	NKEMDICHE	CURTIS	E. BROWN
2	GRAY	Bratton	PURIFOY	K. JACKSON	M. LEWIS	ANDERSON	Morgan	O'NEAL	MCKNIGHT	NKEMDICHE	CURTIS	E. BROWN
3	GRAY	Bratton	PURIFOY	BYNUM	M. LEWIS	ANDERSON	Morgan	O'NEAL	ALFANO	NKEMDICHE	CURTIS	E. BROWN
4												
5												
6												
7												
8												
10												
11												
12												
13												
14												
15												
16												
18												
19												
20												

2024 STARTERS (OFFENCE)

WK	WR	SB	R	SB	WR	LT	LG	C	RG	RT	RB	FB	QB
1	Lewis	GITTENS JR.	MAYALA	MITCHELL	FLOWERS	IVEY	Foucault	Korte	J. Kurdyla	Steward	Brown	Green	Bethel-T
2	Lewis	GITTENS JR.	MAYALA	MITCHELL	FLOWERS	IVEY	Foucault	Korte	J. Kurdyla	Steward	Brown	Green	Bethel-T
3	Lewis	GITTENS JR.	A. SMITH	MAYALA	MITCHELL	IVEY	Foucault	Korte	J. Kurdyla	Steward	Brown	Green	Bethel-T
4													
5													
6													
7													
8													
10													
11													
12													
13													
14													
15													
16													
18													
19													
20													

**2024 STARTERS (SPECIALS)**

WK	K	P	LS	RET
1	Bede	Julien	Burton-Krahn	Leake
2	Bede	Julien	Burton-Krahn	Leake
3	Bede	Julien	Burton-Krahn	Leake
4				
5				
6				
7				
8				
10				

2024 STARTERS (SPECIALS)

WK	K	P	LS	RET
11				
12				
13				
14				
15				
16				
18				
19				
20				

2024 LEADERS (PER GAME)

WEEK	VS.	RUSHES	RUSHING YDS	CATCHES	REC. YDS	TACKLES	ST TACKLES
1	SSK	Brown - 7	Brown - 23	Gittens Jr. - 9	Mitchell - 93	Morgan - 9	Muambi - 2
2	MTL	Brown - 11	Brown - 50	Gittens Jr. - 7	Gittens Jr. - 93	Morgan - 5	Hutter - 3
3	TOR	Brown - 7	Brown - 27	Gittens Jr. - 6	Mitchell - 120	N. Anderson - 9	Miller Jr., - 3
4							
6							
7							
8							
9							
10							
11							
12							
13							
14							
16							
17							
18							
19							
21							



2024 LEADERS (SEASON)

PASSING	GP	COMP-ATT / %	YARDS	TD	INT	EFFIC	INT %	AVG
BETHEL-THOMPSON, McLeod	3	89-122 / 73.0%	978	6	3	102.4	2.5	8.0
FORD, Tre	3	--	--	--	--	--	--	--
PRUKOP, Dakota	3	--	--	--	--	--	--	--

RUSHING	GP	CARRIES	YARDS	AVG	LG	TD	10	20
BROWN, Kevin	3	25	100	4.0	13	0	3	0
PRUKOP, Dakota	3	10	16	1.6	6	3	0	0
LEAKE, Javon	3	6	16	2.7	6	0	0	0
BETHEL-THOMPSON, McLeod	3	2	14	7.0	8	0	0	0

RECEIVING	GP	REC-ATT	YARDS	YAC	AVG	LG	TD	30
MITCHELL, Dillon	3	17-21	274	52	13.0	39	1	3
GITTENS JR., Kurleigh	3	22-29	207	57	7.1	29	1	0
LEWIS, Eugene	3	12-24	171	61	7.1	52	1	1
MAYALA, Hergy	3	16-18	170	39	9.4	27	3	0
BROWN, Kevin	3	11-13	68	53	5.2	26	0	0
LEAKE, Javon	3	5-5	30	19	6.0	10	0	0
SMITH, Arkell	1	2-2	13	2	6.5	7	0	0

RETURNS	GP	PR	YARDS	AVG	LG	TD	KOR	YARDS	AVG	LG	TD
LEAKE, Javon	3	11	111	10.1	27	0	14	323	23.1	56	0
FLOWERS, Malik	2	4	24	6.0	12	0	--	--	--	--	--

PUNTS / KO	GP	PUNTS	YARDS	AVG	LG	S	KO	YDS	AVG	LG	S
JULIEN, Jake	3	19	997	52.5	69	2	--	--	--	--	--
BEDE, Boris	3	--	--	--	--	--	12	780	65.0	77	0

FG / CONVERTS	GP	FGA	MD	%	LG	<20	20-29	30-39	40-49	>=50	CVT
BEDE, Boris	3	5	4	80.0	48	1	0	1	2	-	9

DEF. TACKLES	ST TACKLES	SACKS	INT	FORCED FUMBLE
O'NEAL - 17	HUTTER - 3	CURTIS - 3	BRATTON - 1	BYNUM - 1
MORGAN - 16	BURTON-KRAHN - 3	E. BROWN - 2	GRAY - 1	
E. BROWN - 11	BRODRIQUE - 2	NKEMDICHE - 2	PURIFOY - 1	
GRAY - 9	JONES - 2	BRODRIQUE - 1		
ACHEAMPONG - 7	BEDE - 2			
BYNUM - 6	O'NEAL - 1			
CURTIS - 6	PURIFOY - 1			
LEWIS - 5	GREEN - 1			



WEEK 1 (vs. SSK)
SATURDAY, JUNE, 8
Attendance: 20, 681

	1st	2nd	3rd	4th	FINAL
SSK	7	0	1	21	29
EDM	3	8	7	3	21

SCORING SUMMARY

1ST QUARTER

8:49 | B. BEDE Field Goal (17 yds)----- 3-0 EDM
5:42 | T. HARRIS completed pass to S. BANE JR., for 27 yards
to EDM00-TD; convert kick good----- 7-3 SSK

2ND QUARTER

11:04 | J. JULIEN Punt (57 yds) - SINGLE----- 7-4 SSK
1:10 | BETHEL-THOMPSON completed pass to H. MAYALA for
22 yards to SSK00-TD; convert kick good----- 11-7 EDM

3RD QUARTER

4:49 | A. KORSACK Punt (62 yds) - SINGLE----- 11-8 EDM
1:38 | BETHEL-THOMPSON completed pass to H. MAYALA for
6 yards to SSK00-TD; convert kick good----- 18-8 EDM

4TH QUARTER

13:38 | B. BEDE Field Goal (30 yds)----- 21-8 EDM
11:35 | T. HARRIS completed pass to S. BANE JR., for 40 yards
to EDM00-TD; convert kick good----- 21-15 EDM
9:02 | A. OUELLETTE Run (1 yard) to EDM00-TD; convert kick
good----- 22-21 SSK
1:10 | T. HARRIS completed pass to S. BANE JR., for 33 yards to
EDM00-TD; convert kick good----- 29-21 SSK

TEAM STATISTICS

SSK **EDM**

OFFENCE

338 --- YARDS --- 349
29:10 --- POSSESSION TIME --- 28:41
131-30-4.4 --- 1ST DOWN (YARDS - ATT - AVG) --- 236-34-6.9
199-22-9.0 --- 2ND DOWN (YARDS - ATT - AVG) --- 137-23-5.7
0-0-0.0 --- 3RD DOWN (YARDS - ATT - AVG) --- 0-0-0.0

RUSHING

18 --- ATTEMPTS --- 12
40 --- YARDS --- 39
1.8 --- AVERAGE --- 3.3
1 --- TOUCHDOWNS --- 0

PASSING

31 --- ATTEMPTS --- 42
22 --- COMPLETIONS --- 33
305 --- YARDS --- 336
9.8 --- AVERAGE --- 8.0
93 --- YARDS AFTER CATCH --- 136
2 --- INTERCEPTIONS --- 1
3 --- TOUCHDOWNS --- 2
40 --- LONG --- 52
71.0% --- COMPLETION % --- 79.0%
107.6 --- EFFICIENCY --- 106.8

TURNOVERS

2 --- FUMBLES --- 3
1 --- FUMBLES LOST --- 2
2 --- INTERCEPTIONS --- 1
0 --- DOWNS --- 0

PENALTIES

6-44 --- TOTAL PENALTIES (NO - YARDS) --- 11-101
2-40 --- OFFENCE (NO - YARDS) --- 3-15
2-25 --- DEFENCE (NO - YARDS) --- 5-56
2-19 --- SPECIAL TEAMS (NO - YARDS) --- 3-30

DEFENCE

46 --- DEFENSIVE TACKLES --- 39
8 --- SPECIAL TEAMS TACKLES --- 8
54 --- TOTAL TACKLES --- 47
2 --- QB SACKS --- 2
2 --- FORCED FUMBLES --- 1
2 --- PASS KNOCKDOWNS --- 3
1 --- INTERCEPTIONS --- 2
2 --- FUMBLE RETURNS --- 1



WEEK 2 (vs. MTL)
FRIDAY, JUNE, 14
Attendance: 15, 790

	1st	2nd	3rd	4th	FINAL
MTL	7	10	0	6	23
EDM	7	6	0	7	20

SCORING SUMMARY

1ST QUARTER

6:58 | C. FAJARDO completed pass to C. SPIEKER for 5 yards
to EDM00-TD; convert kick good----- 7-0 MTL
2:18 | D. PRUKOP Run (1 yard) to MTL00-TD; convert kick
good----- 7-7 TIE

2ND QUARTER

14:46 | D. COTE Field Goal (53 yds)----- 10-7 EDM
1:52 | B. BEDE Field Goal (48 yds)----- 10-10 TIE
00:33 | C. FAJARDO completed pass to W. FLETCHER for 46
yards to EDM00-TD; convert kick good----- 17-10 MTL
00:00 | B. BEDE Field Goal (48 yds)----- 17-13 MTL

3RD QUARTER

4TH QUARTER

2:32 | W. FLETCHER Run (39 yds) to EDM00-TD; convert kick 23-13 MTL
NO good-----
11:35 | D. PRUKOP Run (1 yard) to MTL00-TD; convert kick
good----- 23-20 MTL

TEAM STATISTICS

MTL **EDM**

OFFENCE

371 --- YARDS --- 357
29:39 --- POSSESSION TIME --- 30:21
121-26-4.7 --- 1ST DOWN (YARDS - ATT - AVG) --- 205-37-5.5
246-23-10.7 --- 2ND DOWN (YARDS - ATT - AVG) --- 136-27-5.0
4-3-1.3 --- 3RD DOWN (YARDS - ATT - AVG) --- 16-4-4.0

RUSHING

19 --- ATTEMPTS --- 21
116 --- YARDS --- 72
6.1 --- AVERAGE --- 3.4
1 --- TOUCHDOWNS --- 2

PASSING

30 --- ATTEMPTS --- 42
20 --- COMPLETIONS --- 28
269 --- YARDS --- 300
9.8 --- AVERAGE --- 7.1
166 --- YARDS AFTER CATCH --- 89
0 --- INTERCEPTIONS --- 2
2 --- TOUCHDOWNS --- 0
53 --- LONG --- 29
67.0% --- COMPLETION % --- 67.0%
117.2 --- EFFICIENCY --- 67.6

TURNOVERS

0 --- FUMBLES --- 0
0 --- FUMBLES LOST --- 0
0 --- INTERCEPTIONS --- 2
0 --- DOWNS --- 1

PENALTIES

9-75 --- TOTAL PENALTIES (NO - YARDS) --- 4-37
2-15 --- OFFENCE (NO - YARDS) --- 2-20
5-41 --- DEFENCE (NO - YARDS) --- 1-10
2-19 --- SPECIAL TEAMS (NO - YARDS) --- 1-7

DEFENCE

50 --- DEFENSIVE TACKLES --- 39
9 --- SPECIAL TEAMS TACKLES --- 7
59 --- TOTAL TACKLES --- 46
3 --- QB SACKS --- 3
0 --- FORCED FUMBLES --- 0
2 --- PASS KNOCKDOWNS --- 4
2 --- INTERCEPTIONS --- 0
0 --- FUMBLE RETURNS --- 0



WEEK 3 (@ TOR)

SATURDAY, JUNE, 22

Attendance: 10,857

	1st	2nd	3rd	4th	FINAL
EDM	14	1	7	14	36
TOR	7	14	8	10	39

SCORING SUMMARY

1ST QUARTER

9:58 | BETHEL-THOMPSON completed pass to D. MITCHELL for 30 yards to TOR00-TD; convert kick good----- 7-0 EDM

4:01 | D. MCMAHON Run (44 yds) to EDM00-TD; convert kick good----- 7-7 TIE

00:11 | BETHEL-THOMPSON completed pass to E. LEWIS for 6 yards to TOR00-TD; convert kick good----- 14-7 EDM

2ND QUARTER

11:00 | C. DUKES completed pass to R. BAILEY for 21 yards to TOR00-TD; convert kick good----- 14-14 TIE

3:41 | C. DUKES Run (7 yds) to EDM00-TD; convert kick good- 21-14 TOR

2:06 | J. JULIEN Punt 60 yards - Single----- 21-15 TOR

3RD QUARTER

8:00 | BETHEL-THOMPSON completed pass to H. MAYALA for 10 yards to TOR00-TD; convert kick good----- 22-21 EDM

2:11 | K. CAREY Run (4 yds) to EDM00-TD; 2-point conversion successful----- 29-22 TOR

4TH QUARTER

12:49 | BETHEL-THOMPSON completed pass to K. GITTENS JR. for 8 yards to TOR00-TD; convert kick good----- 29-29 TIE

9:41 | C. DUKES completed pass to D. COXIE for 36 yards to TOR00-TD; convert kick good----- 36-29 TOR

3:54 | D. PRUKOP Run (1 yd) to EDM00-TD; convert kick good 36-36 TIE

00:01 | L. HAJRULLAHU Field Goal (37 yds)----- 39-36 TOR

TEAM STATISTICS

EDM TOR

OFFENCE

371 --- YARDS --- 374

26:20 --- POSSESSION TIME --- 33:40

156-30-5.2 --- 1ST DOWN (YARDS - ATT - AVG) --- 266-34-7.8

215-21-10.8 --- 2ND DOWN (YARDS - ATT - AVG) --- 108-21-5.1

0-0-0.0 --- 3RD DOWN (YARDS - ATT - AVG) --- 0-0-0.0

RUSHING

10 --- ATTEMPTS --- 29

35 --- YARDS --- 186

3.5 --- AVERAGE --- 6.4

1 --- TOUCHDOWNS --- 3

PASSING

38 --- ATTEMPTS --- 22

28 --- COMPLETIONS --- 18

342 --- YARDS --- 214

9.0 --- AVERAGE --- 9.7

62 --- YARDS AFTER CATCH --- 95

0 --- INTERCEPTIONS --- 1

4 --- TOUCHDOWNS --- 2

39 --- LONG --- 36

74.0% --- COMPLETION % --- 82.0%

136.1 --- EFFICIENCY --- 122.2

TURNOVERS

0 --- FUMBLES --- 0

0 --- FUMBLES LOST --- 0

0 --- INTERCEPTIONS --- 1

0 --- DOWNS --- 0

PENALTIES

7-68 --- TOTAL PENALTIES (NO - YARDS) --- 6-61

0-0 --- OFFENCE (NO - YARDS) --- 3-20

4-46 --- DEFENCE (NO - YARDS) --- 2-31

3-22 --- SPECIAL TEAMS (NO - YARDS) --- 1-10

DEFENCE

44 --- DEFENSIVE TACKLES --- 34

11 --- SPECIAL TEAMS TACKLES --- 9

55 --- TOTAL TACKLES --- 43

3 --- QB SACKS --- 1

0 --- FORCED FUMBLES --- 0

0 --- PASS KNOCKDOWNS --- 2

1 --- INTERCEPTIONS --- 0

0 --- FUMBLE RETURNS --- 0



ELKS GAME HIGHS/LOWS

HIGH

LOW

OFFENCE

373 (vs. SSK WK 1) --- YARDS --- 357 (vs. MTL WK 2)
30:21 (vs. MTL WK 2) --- POSSESSION TIME --- 26:20 (@ TOR WK 3)
236-34-6.9 (vs. SSK WK 1) --- 1ST DOWN (YARDS-ATT-AVG) --- 156-30-5.2 (@ TOR WK 3)
215-21-10.8 (@ TOR WK 3) --- 2ND DOWN (YARDS-ATT-AVG) --- 136-27-5.0 (vs. MTL WK 2)
16-4-4.0 (vs. MTL WK 2) --- 3RD DOWN (YARDS-ATT-AVG) --- 0-0-0.0 (2 times WK 1, 3)

RUSHING

21 (vs. MTL WK 2) --- ATTEMPTS --- 10 (@ TOR WK 3)
72 (vs. MTL WK 2) --- YARDS --- 35 (@ TOR WK 3)
3.4 (vs. vs. MTL WK 2) --- AVERAGE --- 3.3 (vs. SSK WK 1)
2 (vs. MTL WK 2) --- TDS --- 0 (vs. SSK WK 1)

PASSING

42 (2 times WK 1, 2) --- ATTEMPTS --- 38 (@ TOR WK 3)
33 (vs. SSK WK 1) --- COMPLETIONS --- 28 (2 times WK 2,3)
342 (@ TOR WK 3) --- YARDS --- 300 (vs. MTL WK 2)
9.0 (@ TOR WK 3) --- AVERAGE --- 7.1 (vs. MTL WK 2)
136 (vs. SSK WK 1) --- YARDS AFTER CATCH --- 68 (@ TOR WK 3)
2 (vs. MTL WK 2) --- INTERCEPTIONS --- 0 (@ TOR WK 3)
4 (@ TOR WK 3) --- TOUCHDOWNS --- 0 (vs. MTL WK 2)
52 (vs. SSK WK 1) --- LONG --- 29 (vs. MTL WK 2)
79.0 % (vs. SSK WK 1) --- COMPLETION % --- 67.0% (vs. MTL WK 2)
136.1 (@ TOR WK 3) --- EFFICIENCY --- 67.6 (vs. MTL WK 2)

TURNOVERS

2 (vs. SSK WK 1) --- FUMBLES --- 0 (2 times WK 2,3)
1 (vs. MTL WK 2) --- DOWNS --- 0 (2 times WK 1,3)

PENALTIES

11-101 (vs. SSK WK 1) --- TOTAL PEN (NO - YARDS) --- 4-37 (vs. MTL WK 2)
3-15 (vs. SSK WK 1) --- OFFENCE (NO - YARDS) --- 0-0 (@ TOR WK 3)
5-56 (vs. SSK WK 1) --- DEFENCE (NO - YARDS) --- 1-10 (vs. MTL WK 2)
3-30 (vs. SSK WK 1) --- SPECIALS (NO - YARDS) --- 1-7 (vs. MTL WK 2)

DEFENCE

44 (@ TOR WK 3) --- DEFENSIVE TACKLES --- 39 (2 times WK 1, 2)
11 (@ TOR WK 3) --- SPECIAL TEAMS TACKLES --- 7 (vs. MTL WK 2)
55 (@ TOR WK 3) --- TOTAL TACKLES --- 46 (vs. MTL WK 2)
3 (2 times WK 2,3) --- QB SACKS --- 2 (vs. SSK WK 1)
1 (vs. SSK WK 1) --- FORCED FUMBLES --- 0 (2 times WK 2,3)
4 (vs. MTL WK 2) --- PASS KNOCKDOWNS --- 0 (@ TOR WK 3)
2 (vs. SSK WK 1) --- INTERCEPTIONS --- 0 (vs. MTL WK 2)
1 (vs. SSK WK 1) --- FUMBLE RETURNS --- 0 (2 times WK 2,3)



OPPONENT HIGHS/LOWS vs. EDM

HIGH

LOW

OFFENCE

374 (@ TOR WK 3) --- YARDS --- 330 (vs. SSK WK 1)
33:40 (@ TOR WK 3) --- POSSESSION TIME --- 29:10 (vs. SSK WK 1)
266-34-6.8 (@ TOR WK 3) --- 1ST DOWN (YARDS-ATT-AVG) --- 121-26-4.7 (vs. MTL WK 2)
246-23-10.7 (vs. MTL WK 2) --- 2ND DOWN (YARDS-ATT-AVG) --- 108-21-5.1 (@ TOR WK 3)
4-3-1.3 (vs. MTL WK 2) --- 3RD DOWN (YARDS-ATT-AVG) --- 0-0-0.0 (2 times WK 1,3)

RUSHING

29 (@ TOR WK 3) --- ATTEMPTS --- 18 (vs. SSK WK 1)
186 (@ TOR WK 3) --- YARDS --- 40 (vs. SSK WK 1)
6.4 (@ TOR WK 3) --- AVERAGE --- 1.8 (vs. SSK WK 1)
3 (@ TOR WK 3) --- TDS --- 1 (2 times WK 1,2)

PASSING

31 (vs. SSK WK 1) --- ATTEMPTS --- 22 (@ TOR WK 3)
22 (vs. SSK WK 1) --- COMPLETIONS --- 18 (@ TOR WK 3)
305 (vs. SSK WK 1) --- YARDS --- 214 (@ TOR WK 3)
9.8 (2 times WK, 1,2) --- AVERAGE --- 9.7 (@ TOR WK 3)
166 (vs. MTL WK 2) --- YARDS AFTER CATCH --- 93 (vs. SSK WK 1)
2 (vs. SSK WK 1) --- INTERCEPTIONS --- 0 (vs. MTL WK 2)
3 (vs. SSK WK 1) --- TOUCHDOWNS --- 2 (2 times WK 2,3)
53 (vs. MTL WK 2) --- LONG --- 36 (@ TOR WK 3)
82.0% (@ TOR WK 3) --- COMPLETION % --- 67.0% (vs. MTL WK 2)
122.2 (@ TOR WK 3) --- EFFICIENCY --- 107.6 (vs. SSK WK 1)

TURNOVERS

2 (vs. SSK WK 1) --- FUMBLES --- 0 (2 times WK 2,3)
0 (2 times WK, 1,2) --- DOWNS --- 0 (3 times WK, 1,2,3)

PENALTIES

9-75 (vs. MTL WK 2) --- TOTAL PEN (NO - YARDS) --- 6-44 (vs. SSK WK 1)
2-40 (vs. SSK WK 1) --- OFFENCE (NO - YARDS) --- 2-15 (vs. MTL WK 2)
5-41 (vs. MTL WK 2) --- DEFENCE (NO - YARDS) --- 2-25 (vs. SSK WK 1)
2-19 (2 times WK, 1,2) --- SPECIALS (NO - YARDS) --- 1-10 (@ TOR WK 3)

DEFENCE

50 (vs. MTL WK 2) --- DEFENSIVE TACKLES --- 34 (@ TOR WK 3)
9 (2 times WK 2,3) --- SPECIAL TEAMS TACKLES --- 8 (vs. SSK WK 1)
59 (vs. MTL WK 2) --- TOTAL TACKLES --- 43 (@ TOR WK 3)
3 (vs. MTL WK 2) --- QB SACKS --- 1 (@ TOR WK 3)
2 (vs. SSK WK 1) --- FORCED FUMBLES --- 0 (2 times WK 2,3)
2 (3 times WK, 1,2,3) --- PASS KNOCKDOWNS --- 2 (2 times WK, 1,2,3)
2 (vs. MTL WK 2) --- INTERCEPTIONS --- 0 (@ TOR WK 3)
2 (vs. SSK WK 1) --- FUMBLE RETURNS --- 0 (2 times WK 2,3)