

# EDMONTON ELKS

## GAME NOTES

WEEK 3 @ TOR (5:00 p.m. MT)

### THE COACHES

<b>TOR</b>	Ryan Dinwiddie (4th season)	vs. EDM: 3-1-0 Career: 37-14-0 (reg.)
<b>EDM</b>	Chris Jones (8th season (5 EDM))	vs. TOR: 7-6-0 Career: 61-67-0 (reg.)

### NEED TO KNOW

#### RETURNING TO TORONTO

- Seven Elks who were part of the 2022 Grey Cup champion Argonauts will return to Toronto. Sam Acheampong, Boris Bede, MBT, Kurleigh Gittens Jr., Josh Hagerty, Javon Leake and Shane Richards.
- MBT x GITTENS JR. REUNITED & CONNECTING**
- Heading into Week 3, Gittens Jr. is second in the CFL in targets with 21, while leading the Elks in receptions (16) and receiving yards (155). MBT has 42 attempts in each of his first two games and has back-to-back 300+ passing yard games.

#### ELK TRACKS

- As per CFL stats, the next win for the Elks will be their 700th win. (1938-39, and 1949-present).
- Edmonton will look to snap Toronto's 10 game regular-season winning streak at BMO field.
- PRO/CFL debut: Arkell Smith (WR), Eric Black (DL).
- Elks debut: Tevin Jones (WR).
- Rookie Devodric Bynum (DB) returns to the starting lineup.
- OUT: Malik Flowers (WR), Kordell Jackson (DB), Romeo McKnight (DL), and Jerminic Smith (WR).




#### 2023 SEASON SERIES

- The Double E went 0-2 against the Argos in 2023, losing 43-31 at home on June 25 and falling in Toronto on Oct. 6 by a score of 35-12. Jarret Doege connected with Vincent Forbes-Mombleau for two touchdowns in their first match-up. In their final meeting, Tre Ford scrambled out of the pocket to find Gavin Cobb for one of the best touchdowns of the 2023 season.

### EDMONTON ELKS PRONUNCIATION GUIDE

Sam Acheampong - *ACH-am-pong*  
Woody Appolon - *app-o-lawn*  
Boris Bede - *bee-dee*  
DK Bonhomme - *Bahn-um*  
Michael Brodrique - *brod-rick*  
Jarret Doege - *day-gee*  
David Foucault - *foo-KOH*  
Kurleigh Gittens Jr. - *Curly*  
Hergy Mayala - *Her-GEE MY-alla*  
Tomas Jack-Kurdyla - *Toe-mas Jack-KUR-dee-la*  
Robert Nkemdiche - *Kim-DEE-chee*  
Loucheiz Purifoy - *lou-CHEZ Pure-uh-foye*  
Josiah Schakel - *Shackle*  
Jerminic Smith - *jir-muh-NEEK*

### GAME DETAILS

	Saturday, June 22 BMO Field Toronto, ON
	TSN Rod Smith (PBP), Duane Forde (Colour), Paul LaPolice (Sideline)
	630 CHED Morley Scott (PBP), Dave Campbell (Colour), Blake Dermott (Analyst)

### 2024 SCHEDULE (0-2-0)

WEEK	DATE	OPPONENT	SCORE/TIME
1	Sat., June. 8	vs. Saskatchewan	29-21 L
2	Fri., June. 14	vs. Montreal	23-20 L
3	Sat., June. 22	@ Toronto	5:00 PM MT
4	Thu., Jun. 27	@ B.C.	8:00 PM MT
6	Sun., July. 14	@ Ottawa	5:00 PM MT
7	Fri., July. 19	vs. Ottawa	5:00 PM MT
8	Sun., July. 28	vs. Hamilton	5:00 PM MT
9	Sat., Aug. 3	@ Saskatchewan	5:00 PM MT
10	Sun., Aug. 11	vs. B.C.	5:00 PM MT
11	Sat., Aug. 17	@ Hamilton	5:00 PM MT
12	Sun., Aug. 25	@ Montreal	5:00 PM MT
13	Mon., Sept. 2	@ Calgary	4:00 PM MT
14	Sat., Sept. 7	vs. Calgary	5:00 PM MT
16	Sat, Sept. 21	vs. Winnipeg	5:00 PM MT
17	Fri., Sept. 27	@ Winnipeg	6:00 PM MT
18	Sat., Oct. 5	vs. Saskatchewan	5:00 PM MT
19	Sat., Oct. 12	@ Calgary	2:00 PM MT
21	Fri., Oct. 25	@ Toronto	7:30 p.m. MT

### THE SERIES

	32-18-1 in Edmonton Streak: 2 Losses   7-3-0 in last 10 Last: 43-31 L / June 25, 2023
	22-29-0 in Tor Streak: 1 Loss   4-6-0 in last 10 Last: 35-12 L / Oct. 6, 2023
	54-47-1 all-time Streak: 3 Losses   5-5-0 in last 10 Last: 35-12 L / Oct. 6, 2023

GOELKS.COM



## 2024 STARTERS (DEFENCE)

WK	CB	HB	FS	HB	CB	WLB	MLB	SLB	DE	DT	DT	DE
1	GRAY	Bratton	K. JACKSON	BYNUM	M. LEWIS	ANDERSON	Morgan	O'NEAL	MCKNIGHT	NKEMDICHE	CURTIS	E. BROWN
2	GRAY	Bratton	PURIFOY	K. JACKSON	M. LEWIS	ANDERSON	Morgan	O'NEAL	MCKNIGHT	NKEMDICHE	CURTIS	E. BROWN
3												
4												
5												
6												
7												
8												
10												
11												
12												
13												
14												
15												
16												
18												
19												
20												

## 2024 STARTERS (OFFENCE)

WK	WR	SB	R	SB	WR	LT	LG	C	RG	RT	RB	FB	QB
1	Lewis	GITTENS JR.	MAYALA	MITCHELL	FLOWERS	IVEY	Foucalt	Korte	J. Kurdyla	Steward	Brown	Green	Bethel-T
2	Lewis	GITTENS JR.	MAYALA	MITCHELL	FLOWERS	IVEY	Foucalt	Korte	J. Kurdyla	Steward	Brown	Green	Bethel-T
3													
4													
5													
6													
7													
8													
10													
11													
12													
13													
14													
15													
16													
18													
19													
20													



### 2024 STARTERS (SPECIALS)

WK	K	P	LS	RET
1	Bede	Julien	Burton-Krahn	Leake
2	Bede	Julien	Burton-Krahn	Leake
3				
4				
5				
6				
7				
8				
10				

### 2024 STARTERS (SPECIALS)

WK	K	P	LS	RET
11				
12				
13				
14				
15				
16				
18				
19				
20				

### 2024 LEADERS (PER GAME)

WEEK	VS.	RUSHES	RUSHING YDS	CATCHES	REC. YDS	TACKLES	ST TACKLES
1	SSK	Brown - 7	Brown - 23	Gittens Jr. - 9	Mitchell - 93	Morgan - 9	Muambi - 2
2	MTL	Brown - 11	Brown - 50	Gittens Jr. - 7	Gittens Jr. - 93	Morgan - 5	Hutter - 3
3							
4							
6							
7							
8							
9							
10							
11							
12							
13							
14							
16							
17							
18							
19							
21							



## 2024 LEADERS (SEASON)

PASSING	GP	COMP-ATT / %	YARDS	TD	INT	EFFIC	INT %	AVG
BETHEL-THOMPSON, McLeod	2	61-84 / 72.6%	636	2	3	87.2	3.6	7.6
FORD, Tre	2	--	--	--	--	--	--	--
PRUKOP, Dakota	2	--	--	--	--	--	--	--

RUSHING	GP	CARRIES	YARDS	AVG	LG	TD	10	20
BROWN, Kevin	2	18	73	4.1	13	0	2	0
PRUKOP, Dakota	2	8	14	1.8	6	2	0	0
BETHEL-THOMPSON, McLeod	2	2	14	7.0	8	0	0	0
LEAKE, Javon	2	5	10	2.0	6	0	0	0

RECEIVING	GP	REC-ATT	YARDS	YAC	AVG	LG	TD	30
GITTENS JR., Kurleigh	2	16-21	155	52	7.4	29	0	0
MITCHELL, Dillon	2	12-15	154	46	10.3	25	0	0
LEWIS, Eugene	2	9-14	139	61	9.9	52	0	1
MAYALA, Hergy	2	11-13	98	23	7.5	22	2	0
BROWN, Kevin	2	8-10	41	29	4.1	10	0	0
SMITH, Jerminic	2	1-2	12	6	6.0	12	0	0
LEAKE, Javon	2	1-1	4	4	4.0	4	0	0

RETURNS	GP	PR	YARDS	AVG	LG	TD	KOR	YARDS	AVG	LG	TD
LEAKE, Javon	2	5	39	7.8	13	0	9	220	24.4	56	0
FLOWERS, Malik	2	4	24	6.0	12	0	--	--	--	--	--

PUNTS / KO	GP	PUNTS	YARDS	AVG	LG	S	KO	YDS	AVG	LG	S
JULIEN, Jake	2	12	613	51.1	69	1	--	--	--	--	--
BEDE, Boris	2	--	--	--	--	--	6	348	58.0	76	0

FG / CONVERTS	GP	FGA	MD	%	LG	<20	20-29	30-39	40-49	>=50	CVT
BEDE, Boris	2	5	4	80.0	48	1	0	1	2	-	4

DEF. TACKLES	ST TACKLES	SACKS	INT	FORCED FUMBLE
MORGAN - 14	HUTTER - 3	NKEMDICHE - 2	BRATTON - 1	BYNUM - 1
O'NEAL - 9	BRODRIQUE - 2	BRODRIQUE - 1	GRAY - 1	
GRAY - 6	O'NEAL - 1	BROWN - 1		
ACHEAMPONG - 4	PURIFOY - 1	CURTIS - 1		
BROWN - 4	IVEY - 1			
BRATTON - 3	GREEN - 1			
CURTIS - 3	BEDE - 1			
LEWIS - 3	BURTON-KRAHN - 1			



**WEEK 1 (vs. SSK)**  
SATURDAY, JUNE, 8  
Attendance: 20, 681

	1st	2nd	3rd	4th	FINAL
<b>SSK</b>	7	0	1	21	<b>29</b>
<b>EDM</b>	3	8	7	3	<b>21</b>

**SCORING SUMMARY**

**1<sup>ST</sup> QUARTER**

8:49 | B. BEDE Field Goal (17 yds)----- 3-0 EDM  
5:42 | T. HARRIS completed pass to S. BANE JR., for 27 yards  
to EDM00-TD; convert kick good----- 7-3 SSK

**2<sup>ND</sup> QUARTER**

11:04 | J. JULIEN Punt (57 yds) - SINGLE----- 7-4 SSK  
1:10 | BETHEL-THOMPSON completed pass to H. MAYALA for  
22 yards to SSK00-TD; convert kick good----- 11-7 EDM

**3<sup>RD</sup> QUARTER**

4:49 | A. KORSACK Punt (62 yds) - SINGLE----- 11-8 EDM  
1:38 | BETHEL-THOMPSON completed pass to H. MAYALA for  
6 yards to SSK00-TD; convert kick good----- 18-8 EDM

**4<sup>TH</sup> QUARTER**

13:38 | B. BEDE Field Goal (30 yds)----- 21-8 EDM  
11:35 | T. HARRIS completed pass to S. BANE JR., for 40 yards  
to EDM00-TD; convert kick good----- 21-15 EDM  
9:02 | A. OUELLETTE Run (1 yard) to EDM00-TD; convert kick  
good----- 22-21 SSK  
1:10 | T. HARRIS completed pass to S. BANE JR., for 33 yards to  
EDM00-TD; convert kick good----- 29-21 SSK

**TEAM STATISTICS**

**SSK EDM**

**OFFENCE**

338 --- YARDS --- 349  
29:10 --- POSSESSION TIME --- 28:41  
131-30-4.4 --- 1ST DOWN (YARDS - ATT - AVG) --- 236-34-6.9  
199-22-9.0 --- 2ND DOWN (YARDS - ATT - AVG) --- 137-23-5.7  
0-0-0.0 --- 3RD DOWN (YARDS - ATT - AVG) --- 0-0-0.0

**RUSHING**

18 --- ATTEMPTS --- 12  
40 --- YARDS --- 39  
1.8 --- AVERAGE --- 3.3  
1 --- TOUCHDOWNS --- 0

**PASSING**

31 --- ATTEMPTS --- 42  
22 --- COMPLETIONS --- 33  
305 --- YARDS --- 336  
9.8 --- AVERAGE --- 8.0  
--- YARDS AFTER CATCH ---  
2 --- INTERCEPTIONS --- 1  
3 --- TOUCHDOWNS --- 2  
40 --- LONG --- 52

71.0% --- COMPLETION % --- 79.0%  
107.6 --- EFFICIENCY --- 106.8

**TURNOVERS**

2 --- FUMBLES --- 3  
1 --- FUMBLES LOST --- 2  
2 --- INTERCEPTIONS --- 1  
0 --- DOWNS --- 0

**PENALTIES**

6-44 --- TOTAL PENALTIES (NO - YARDS) --- 11-101  
2-40 --- OFFENCE (NO - YARDS) --- 3-15  
2-25 --- DEFENCE (NO - YARDS) --- 5-56  
2-19 --- SPECIAL TEAMS (NO - YARDS) --- 3-30

**DEFENCE**

46 --- DEFENSIVE TACKLES --- 39  
8 --- SPECIAL TEAMS TACKLES --- 8  
54 --- TOTAL TACKLES --- 47  
2 --- QB SACKS --- 2  
2 --- FORCED FUMBLES --- 1  
2 --- PASS KNOCKDOWNS --- 3  
1 --- INTERCEPTIONS --- 2  
2 --- FUMBLE RETURNS --- 1



**WEEK 2 (vs. MTL)**  
FRIDAY, JUNE, 14  
Attendance: 15, 790

	1st	2nd	3rd	4th	FINAL
<b>MTL</b>	7	10	0	6	<b>23</b>
<b>EDM</b>	7	6	0	7	<b>20</b>

**SCORING SUMMARY**

**1<sup>ST</sup> QUARTER**

6:58 | C. FAJARDO completed pass to C. SPIEKER for 5 yards  
to EDM00-TD; convert kick good----- 7-0 MTL  
2:18 | D. PRUKOP Run (1 yard) to MTL00-TD; convert kick  
good----- 7-7 TIE

**2<sup>ND</sup> QUARTER**

14:46 | D. COTE Field Goal (53 yds)----- 10-7 EDM  
1:52 | B. BEDE Field Goal (48 yds)----- 10-10 TIE  
00:33 | C. FAJARDO completed pass to W. FLETCHER for 46  
yards to EDM00-TD; convert kick good----- 17-10 MTL  
00:00 | B. BEDE Field Goal (48 yds)----- 17-13 MTL

**3<sup>RD</sup> QUARTER**

**4<sup>TH</sup> QUARTER**

2:32 | W. FLETCHER Run (39 yds) to EDM00-TD; convert kick 23-13 MTL  
NO good-----  
11:35 | D. PRUKOP Run (1 yard) to MTL00-TD; convert kick  
good----- 23-20 MTL

**TEAM STATISTICS**

**MTL EDM**

**OFFENCE**

371 --- YARDS --- 357  
29:39 --- POSSESSION TIME --- 30:21  
121-26-4.7 --- 1ST DOWN (YARDS - ATT - AVG) --- 205-37-5.5  
246-23-10.7 --- 2ND DOWN (YARDS - ATT - AVG) --- 136-27-5.0  
4-3-1.3 --- 3RD DOWN (YARDS - ATT - AVG) --- 16-4-4.0

**RUSHING**

19 --- ATTEMPTS --- 21  
116 --- YARDS --- 72  
6.1 --- AVERAGE --- 3.4  
1 --- TOUCHDOWNS --- 2

**PASSING**

30 --- ATTEMPTS --- 42  
20 --- COMPLETIONS --- 28  
269 --- YARDS --- 300  
9.8 --- AVERAGE --- 7.1  
--- YARDS AFTER CATCH ---  
0 --- INTERCEPTIONS --- 2  
2 --- TOUCHDOWNS --- 0  
53 --- LONG --- 29  
67.0% --- COMPLETION % --- 67.0%  
117.2 --- EFFICIENCY --- 67.6

**TURNOVERS**

0 --- FUMBLES --- 0  
0 --- FUMBLES LOST --- 0  
0 --- INTERCEPTIONS --- 2  
0 --- DOWNS --- 1

**PENALTIES**

9-75 --- TOTAL PENALTIES (NO - YARDS) --- 4-37  
2-15 --- OFFENCE (NO - YARDS) --- 2-20  
5-41 --- DEFENCE (NO - YARDS) --- 1-10  
2-19 --- SPECIAL TEAMS (NO - YARDS) --- 1-7

**DEFENCE**

50 --- DEFENSIVE TACKLES --- 39  
9 --- SPECIAL TEAMS TACKLES --- 7  
59 --- TOTAL TACKLES --- 46  
3 --- QB SACKS --- 3  
0 --- FORCED FUMBLES --- 0  
2 --- PASS KNOCKDOWNS --- 4  
2 --- INTERCEPTIONS --- 0  
0 --- FUMBLE RETURNS --- 0



## ELKS GAME HIGHS/LOWS

### HIGH

### LOW

#### OFFENCE

357 (vs. MTL WK 2) --- YARDS --- 349 (vs. SSK WK 1)  
30:21 (vs. MTL WK 2) --- POSSESSION TIME --- 28:41 (vs. SSK WK 1)  
236-34-6.9 (vs. SSK WK 1) --- 1ST DOWN (YARDS-ATT-AVG) --- 205-37-5.5 (vs. MTL WK 2)  
137-23-5.7 (vs. SSK WK 1) --- 2ND DOWN (YARDS-ATT-AVG) --- 136-27-5.0 (vs. MTL WK 2)  
16-4-4.0 (vs. MTL WK 2) --- 3RD DOWN (YARDS-ATT-AVG) --- 0-0-0.0 (vs. SSK WK 1)

#### RUSHING

21 (vs. MTL WK 2) --- ATTEMPTS --- 12 (vs. SSK WK 1)  
72 (vs. MTL WK 2) --- YARDS --- 39 (vs. SSK WK 1)  
3.4 (vs. MTL WK 2) --- AVERAGE --- 3.3 (vs. SSK WK 1)  
2 (vs. MTL WK 2) --- TDS --- 0 (vs. SSK WK 1)

#### PASSING

42 (2 times WK 1, 2) --- ATTEMPTS --- 42 (2 times WK 1, 2)  
33 (vs. SSK WK 1) --- COMPLETIONS --- 28 (vs. MTL WK 2)  
336 (vs. SSK WK 1) --- YARDS --- 300 (vs. MTL WK 2)  
8.0 (vs. SSK WK 1) --- AVERAGE --- 7.1 (vs. MTL WK 2)  
(vs. TOR WK 3) --- YARDS AFTER CATCH --- (@ SSK WK 15)  
2 (vs. MTL WK 2) --- INTERCEPTIONS --- 1 (vs. SSK WK 1)  
2 (vs. SSK WK 1) --- TOUCHDOWNS --- 0 (vs. MTL WK 2)  
52 (vs. SSK WK 1) --- LONG --- 29 (vs. MTL WK 2)  
79.0 % (vs. SSK WK 1) --- COMPLETION % --- 67.0% (vs. MTL WK 2)  
106.8 (vs. SSK WK 1) --- EFFICIENCY --- 67.6 (vs. MTL WK 2)

#### TURNOVERS

2 (vs. SSK WK 1) --- FUMBLES --- 0 (vs. MTL WK 2)  
1 (vs. MTL WK 2) --- DOWNS --- 0 (vs. SSK WK 1)

#### PENALTIES

11-101 (vs. SSK WK 1) --- TOTAL PEN (NO - YARDS) --- 4-37 (vs. MTL WK 2)  
3-15 (vs. SSK WK 1) --- OFFENCE (NO - YARDS) --- 2-20 (vs. MTL WK 2)  
5-56 (vs. SSK WK 1) --- DEFENCE (NO - YARDS) --- 1-10 (vs. MTL WK 2)  
3-30 (vs. SSK WK 1) --- SPECIALS (NO - YARDS) --- 1-7 (vs. MTL WK 2)

#### DEFENCE

39 (2 times WK 1, 2) --- DEFENSIVE TACKLES --- 39 (2 times WK 1, 2)  
8 (vs. SSK WK 1) --- SPECIAL TEAMS TACKLES --- 7 (vs. MTL WK 2)  
47 (vs. SSK WK 1) --- TOTAL TACKLES --- 46 (vs. MTL WK 2)  
3 (vs. MTL WK 2) --- QB SACKS --- 2 (vs. SSK WK 1)  
1 (vs. SSK WK 1) --- FORCED FUMBLES --- 0 (vs. MTL WK 2)  
4 (vs. MTL WK 2) --- PASS KNOCKDOWNS --- 3 (vs. SSK WK 1)  
2 (vs. SSK WK 1) --- INTERCEPTIONS --- 0 (vs. MTL WK 2)  
1 (vs. SSK WK 1) --- FUMBLE RETURNS --- 0 (vs. MTL WK 2)



## OPPONENT HIGHS/LOWS vs. EDM

### HIGH

### LOW

#### OFFENCE

338 (vs. SSK WK 1) --- YARDS --- 371 (vs. MTL WK 2)  
29:39 (vs. MTL WK 2) --- POSSESSION TIME --- 29:10 (vs. SSK WK 1)  
131-30-4.4 (vs. SSK WK 1) --- 1ST DOWN (YARDS-ATT-AVG) --- 121-26-4.7 (vs. MTL WK 2)  
246-23-10.7 (vs. MTL WK 2) --- 2ND DOWN (YARDS-ATT-AVG) --- 199-22-9.0 (vs. SSK WK 1)  
4-3-1.3 (vs. MTL WK 2) --- 3RD DOWN (YARDS-ATT-AVG) --- 0-0-0.0 (vs. SSK WK 1)

#### RUSHING

19 (vs. MTL WK 2) --- ATTEMPTS --- 18 (vs. SSK WK 1)  
116 (vs. MTL WK 2) --- YARDS --- 40 (vs. SSK WK 1)  
6.1 (vs. MTL WK 2) --- AVERAGE --- 1.8 (vs. SSK WK 1)  
1 (2 times WK 1,2) --- TDS --- 1 (2 times WK 1,2)

#### PASSING

31 (vs. SSK WK 1) --- ATTEMPTS --- 30 (vs. MTL WK 2)  
22 (vs. SSK WK 1) --- COMPLETIONS --- 20 (vs. MTL WK 2)  
305 (vs. SSK WK 1) --- YARDS --- 269 (vs. MTL WK 2)  
9.8 (2 times WK, 1,2) --- AVERAGE --- 9.8 (2 times WK, 1,2)  
--- YARDS AFTER CATCH ---  
2 (vs. SSK WK 1) --- INTERCEPTIONS --- 0 (vs. MTL WK 2)  
3 (vs. SSK WK 1) --- TOUCHDOWNS --- 2 (vs. MTL WK 2)  
53 (vs. MTL WK 2) --- LONG --- 40 (vs. SSK WK 1)  
71.0% (vs. SSK WK 1) --- COMPLETION % --- 67.0% (vs. MTL WK 2)  
117.1 (vs. MTL WK 2) --- EFFICIENCY --- 107.6 (vs. SSK WK 1)

#### TURNOVERS

2 (vs. SSK WK 1) --- FUMBLES --- 0 (vs. MTL WK 2)  
0 (2 times WK, 1,2) --- DOWNS --- 0 (2 times WK, 1,2)

#### PENALTIES

9-75 (vs. MTL WK 2) --- TOTAL PEN (NO - YARDS) --- 6-44 (vs. SSK WK 1)  
2-40 (vs. SSK WK 1) --- OFFENCE (NO - YARDS) --- 2-15 (vs. MTL WK 2)  
5-41 (vs. MTL WK 2) --- DEFENCE (NO - YARDS) --- 2-25 (vs. SSK WK 1)  
2-19 (2 times WK, 1,2) --- SPECIALS (NO - YARDS) --- 2-19 (2 times WK, 1,2)

#### DEFENCE

50 (vs. MTL WK 2) --- DEFENSIVE TACKLES --- 46 (vs. SSK WK 1)  
9 (vs. MTL WK 2) --- SPECIAL TEAMS TACKLES --- 8 (vs. SSK WK 1)  
59 (vs. MTL WK 2) --- TOTAL TACKLES --- 54 (vs. SSK WK 1)  
3 (vs. MTL WK 2) --- QB SACKS --- 2 (vs. SSK WK 1)  
2 (vs. SSK WK 1) --- FORCED FUMBLES --- 0 (vs. MTL WK 2)  
2 (2 times WK, 1,2) --- PASS KNOCKDOWNS --- 2 (2 times WK, 1,2)  
2 (vs. MTL WK 2) --- INTERCEPTIONS --- 1 (vs. SSK WK 1)  
2 (vs. SSK WK 1) --- FUMBLE RETURNS --- 0 (vs. MTL WK 2)